

**METHAQ TAKAFUL INSURANCE COMPANY**  
**PUBLIC SHAREHOLDING COMPANY**  
**ABU DHABI - UNITED ARAB EMIRATES**

**REVIEW REPORT AND INTERIM FINANCIAL**  
**STATEMENTS FOR THE PERIOD FROM**  
**1 JANUARY 2009 TO 31 MARCH 2009**

**METHAQ TAKAFUL INSURANCE COMPANY**  
**PUBLIC SHAREHOLDING COMPANY**  
**ABU DHABI - UNITED ARAB EMIRATES**

**I N D E X**

	<b><u>Exhibit</u></b>	<b><u>Page</u></b>
Review Report	-	3
Interim balance sheet as of 31 March 2009	A	4
Interim statement of income for the period from 1 January 2009 to 31 March 2009	B	5
Interim statement of changes in equity for the period from 1 January 2009 to 31 March 2009	C	6
Interim statement of cash flows for the period from 1 January 2009 to 31 March 2009	D	7 - 8
	<b><u>Note</u></b>	
Notes to interim financial statements	1 - 21	9 - 18

## REVIEW REPORT

**The Shareholders'**  
**Methaq Takaful Insurance Company**  
**Public Shareholding Company**  
**Abu Dhabi - United Arab Emirates**

### *Introduction*

We have reviewed the accompanying interim balance sheet of **Methaq Takaful Insurance Company - Public Shareholding Company - Abu Dhabi** as of 31 March 2009 and the related interim statements of income, changes in shareholders' equity and cash flows for the period from 1 January 2009 to 31 March 2009. These interim financial statements are the responsibility of the company's management. Our responsibility is to express an opinion on these interim financial statements based on our review.


### *Scope of review*

We conducted our review in accordance with International Standards on Review Engagement No. 2410. This standard requires that we plan and perform the review to obtain moderate assurance as to whether the interim financial statements are free of material misstatement. A review is limited primarily to inquiries of the company's personnel and analytical procedures applied to financial data, and thus provides less assurance than an audit. We have not performed an audit and accordingly, we do not express an audit opinion.

### *Conclusion*

Based on our review, nothing has come to our attention that causes us to believe that the accompanying interim financial statements are not presented fairly, in all material respects, in accordance with International Accounting Standard No.34.

**Talal Abu Ghazaleh & Co. International**



**Ahmed Abu Abed**  
Licensed Auditor No. 485

13 April 2009

Abu Dhabi Office:

Al Masraf Bldg., Sheikh Hamdan St.

P.O. Box : 4295, Abu Dhabi, United Arab Emirates

Tel: (971-2) 6724-425 / 6 Fax: (971-2) 6723-526

Website: www.tagorg.com Email: tagco.abudhabi@tagi.com

*We Work Hard to Stay First*

مكتب أبوظبي:

بناية المصرف العربي للاستثمار والتجارة الخارجية، شارع الشيخ حمدان

ص.ب. ٤٢٩٥، أبوظبي، الإمارات العربية المتحدة

هاتف: ٦ / ٤٢٥ - ٦٧٢٤ (٩٧١-٢) فاكس: ٥٢٦ - ٦٧٢٣ (٩٧١-٢)

الموقع الإلكتروني: www.tagorg.com البريد الإلكتروني: tagco.abudhabi@tagi.com

نعمل بجهد لنبقى في المقدمة

**METHAQ TAKAFUL INSURANCE COMPANY**  
**PUBLIC SHAREHOLDING COMPANY**  
**ABU DHABI - UNITED ARAB EMIRATES**


**EXHIBIT A**

**INTERIM BALANCE SHEET AS OF 31 MARCH 2009**

(AMOUNTS ARE EXPRESSED IN U.A.E. DIRHAMS)

	<u>NOTE</u>	<u>31 March 2009</u> <u>(Unaudited)</u>	<u>31 December 2008</u> <u>(Audited)</u>
<b><u>ASSETS</u></b>			
Cash and cash equivalents	3	38,108,977	39,960,489
Investment deposit	4	6,000,000	6,000,000
Takaful receivables		32,090	----
Held to maturity investment	5	109,426,299	103,255,966
Investments at fair value through profit or loss	6	660,000	6,543,676
Prepayments and other receivables	7	7,474,015	3,262,312
Property and equipment	8	3,698,306	2,350,327
<b>TOTAL ASSETS</b>		<u><u>165,399,687</u></u>	<u><u>161,372,770</u></u>
 <b><u>LIABILITIES AND SHAREHOLDERS' EQUITY</u></b>			
<b><u>LIABILITIES</u></b>			
Accounts payable		117,701	21,616
Policyholders' liabilities	9	129,297	----
Accrued expenses and other payables	10	309,592	188,094
End of service benefits obligation	11	130,405	73,519
<b>Total liabilities</b>		<u><u>686,995</u></u>	<u><u>283,229</u></u>
 <b><u>POLICY HOLDERS' FUND</u></b>			
Surplus in policyholders' fund		<u><u>29,875</u></u>	----
 <b><u>SHAREHOLDERS' EQUITY</u></b>			
Capital	12	150,000,000	150,000,000
Legal reserve	13	1,468,282	1,108,954
Retained earnings		13,214,535	9,980,587
Total shareholders' equity - Exhibit C		<u><u>164,682,817</u></u>	<u><u>161,089,541</u></u>
<b>TOTAL LIABILITIES AND SHAREHOLDERS' EQUITY</b>		<u><u>165,399,687</u></u>	<u><u>161,372,770</u></u>

The interim financial statements were authorized for issue on 19 April 2009 by



*(Signature)*  
 Mr. Abdullah Alotaibi  
 Managing Director

***THE ACCOMPANYING NOTES CONSTITUTE AN  
 INTEGRAL PART OF THESE INTERIM FINANCIAL STATEMENTS***

**METHAQ TAKAFUL INSURANCE COMPANY**  
**PUBLIC SHAREHOLDING COMPANY**  
**ABU DHABI - UNITED ARAB EMIRATES**


**EXHIBIT B**

**INTERIM STATEMENT OF INCOME FOR THE PERIOD**  
**FROM 1 JANUARY 2009 TO 31 MARCH 2009**

(AMOUNTS ARE EXPRESSED IN U.A.E. DIRHAMS)

		<u>For the period</u> <u>from 1 January 2009</u> <u>to 31 March 2009</u> <u>(Unaudited)</u>	<u>For the period</u> <u>from 11 March 2008</u> <u>to 31 March 2008</u> <u>(Audited)</u>
<b><u>Attributable to policyholders</u></b>			
<b><u>Underwriting income:</u></b>			
Takaful contributions revenue	14	196,565	----
Retakaful contributions ceded		( 160,217 )	----
Net earned contributions		36,348	----
Commission received on retakaful contributions ceded		78	----
Net underwriting income		36,426	----
Wakala fees	15	( 6,551 )	----
<b>Net income from takaful operations for the period</b>		<u>29,875</u>	<u>----</u>
<b><u>Attributable to shareholders</u></b>			
IPO subscription fees		----	4,500,000
Income from investment deposits		687,248	1,535,575
Return on held to maturity investment		6,170,333	----
Gain on sale of investments at fair value through profit or loss		1,183,941	----
Wakala fees from policyholders	15	6,551	----
Pre - operating expenses	16	----	( 4,756,644 )
Unrealized (loss) on revaluation of investments at fair value through profit or loss	6	( 360,033 )	----
General and administrative expenses		( 4,094,764 )	( 300,555 )
<b>Profit for the period - Exhibit C &amp; D</b>		<u>3,593,276</u>	<u>978,376</u>
<b>Basic earnings per share</b>	17	<u>0.02</u>	<u>0.01</u>

THE ACCOMPANYING NOTES CONSTITUTE AN  
INTEGRAL PART OF THESE INTERIM FINANCIAL STATEMENTS



METHAQ TAKAFUL INSURANCE COMPANY  
PUBLIC SHAREHOLDING COMPANY  
ABU DHABI- UNITED ARAB EMIRATES

EXHIBIT C

INTERIM STATEMENT OF CHANGES IN SHAREHOLDERS' EQUITY  
FOR THE PERIOD FROM 1 JANUARY 2009 TO 31 MARCH 2009

(AMOUNTS ARE EXPRESSED IN U.A.E. DIRHAMS)

	<u>Capital</u>	<u>Legal reserve</u>	<u>Retained earnings</u>	<u>Total</u>
Paid up capital	150,000,000	----	----	150,000,000
Profit for the period - Exhibit B	----	----	978,376	978,376
Transferred to legal reserve	----	97,838	( 97,838 )	----
<b>Shareholders' equity at 31 March 2008 (Audited)</b>	<u>150,000,000</u>	<u>97,838</u>	<u>880,538</u>	<u>150,978,376</u>
<b>Shareholders' equity at 31 December 2008 (Audited) - Exhibit A</b>	150,000,000	1,108,954	9,980,587	161,089,541
Profit for the period - Exhibit B	----	----	3,593,276	3,593,276
Transferred to legal reserve	----	359,328	( 359,328 )	----
<b>Shareholders' equity at 31 March 2009 (Unaudited) - Exhibit A</b>	<u>150,000,000</u>	<u>1,468,282</u>	<u>13,214,535</u>	<u>164,682,817</u>

*THE ACCOMPANYING NOTES CONSTITUTE AN  
INTEGRAL PART OF THESE INTERIM FINANCIAL STATEMENTS*

**METHAQ TAKAFUL INSURANCE COMPANY**  
**PUBLIC SHAREHOLDING COMPANY**  
**ABU DHABI - UNITED ARAB EMIRATES**

**EXHIBIT D**

**INTERIM STATEMENT OF CASH FLOWS FOR THE PERIOD**  
**FROM 1 JANUARY 2009 TO 31 MARCH 2009**

(AMOUNTS ARE EXPRESSED IN U.A.E. DIRHAMS)

	<u>For the period</u> <u>from 1 January 2009</u> <u>to 31 March 2009</u> <u>(Unaudited)</u>	<u>For the period</u> <u>from 11 March 2008</u> <u>to 31 March 2008</u> <u>(Audited)</u>
<b><u>CASH FLOWS FROM OPERATING ACTIVITIES:</u></b>		
Profit for the period - Exhibit B	3,593,276	978,376
<b><u>Adjusted for:</u></b>		
Depreciation on property and equipment	263,975	----
End of service benefits obligation	56,886	----
Unrealized (loss) on revaluation of investments at fair value through profit or loss	360,033	----
Income from investment deposits	( 687,248 )	( 1,535,575 )
Return on held to maturity investment	( 6,170,333 )	----
Gain on sale of investments at fair value through profit or loss	( 1,183,941 )	----
Operating (loss) before working capital changes	( 3,767,352 )	( 557,199 )
<b><u>(Increase) / decrease in operating assets:</u></b>		
Takaful receivables	( 32,090 )	----
Prepayments and other receivables	( 4,211,703 )	( 1,044,250 )
<b><u>Increase / (decrease) in operating liabilities:</u></b>		
Accounts payable	96,085	540,500
Policyholders' liabilities	129,297	----
Accrued expenses and other payables	121,498	72,250
<i>Net cash (used in) operating activities</i>	<u>( 7,664,265 )</u>	<u>( 988,699 )</u>
<b><u>CASH FLOWS FROM INVESTING ACTIVITIES:</u></b>		
Investment deposits	----	( 149,000,000 )
Income from investment deposits	687,248	1,535,575
Held to maturity investment	( 6,170,333 )	----
Return on held to maturity investment	6,170,333	----
Proceeds from sale of investments at fair value through profit or loss	6,707,584	----
Purchases of property and equipment	( 1,611,954 )	----
<i>Net cash from / (used in) investing activities</i>	<u>5,782,878</u>	<u>( 147,464,425 )</u>

*THE ACCOMPANYING NOTES CONSTITUTE AN  
INTEGRAL PART OF THESE INTERIM FINANCIAL STATEMENTS*

**METHAQ TAKAFUL INSURANCE COMPANY**  
**PUBLIC SHAREHOLDING COMPANY**  
**ABU DHABI - UNITED ARAB EMIRATES**

**CONT. EXHIBIT D**

**INTERIM STATEMENT OF CASH FLOWS FOR THE PERIOD**  
**FROM 1 JANUARY 2009 TO 31 MARCH 2009**

(AMOUNTS ARE EXPRESSED IN U.A.E. DIRHAMS)

	<b><u>For the period</u></b>	<b><u>For the period</u></b>
	<b><u>from 1 January 2009</u></b>	<b><u>from 11 March 2008</u></b>
	<b><u>to 31 March 2009</u></b>	<b><u>to 31 March 2008</u></b>
	<b><u>(Unaudited)</u></b>	<b><u>(Audited)</u></b>
<b><u>CASH FLOWS FROM FINANCING ACTIVITIES :</u></b>		
Paid up capital	----	150,000,000
Surplus in policyholders' fund	<u>29,875</u>	----
<i>Net cash from financing activities</i>	<u>29,875</u>	<u>150,000,000</u>
<b>NET (DECREASE) / INCREASE IN CASH AND CASH EQUIVALENTS (</b>	<b>1,851,512 )</b>	<b>1,546,876</b>
Cash and cash equivalents - beginning of the period	<u>39,960,489</u>	----
<b>CASH AND CASH EQUIVALENTS - END OF THE PERIOD - Note 3</b>	<b><u>38,108,977</u></b>	<b><u>1,546,876</u></b>

***THE ACCOMPANYING NOTES CONSTITUTE AN  
INTEGRAL PART OF THESE INTERIM FINANCIAL STATEMENTS***



**METHAQ TAKAFUL INSURANCE COMPANY**  
**PUBLIC SHAREHOLDING COMPANY**  
**ABU DHABI - UNITED ARAB EMIRATES**

**NOTES TO INTERIM FINANCIAL STATEMENTS**  
**(AMOUNTS ARE EXPRESSED IN U.A.E. DIRHAMS)**

---

1. **STATUS AND ACTIVITIES**

- a) **Methaq Takaful Insurance Company** (hereinafter referred to the "**Company**") is a Public Shareholding Company registered with Department of Planning and Economy - Abu Dhabi with a trade license number 1142419 in accordance with Federal Law number 8 of 1984 (as amended) relating to Commercial Companies in U.A.E.
- b) The company's domicile is in the Emirate of Abu Dhabi.
- c) The principal activities of the company are health insurance, insurance against hazards of land, marine and air transportation, insurance against fire, insurance against accident and liabilities, reinsurance and other types of insurance.

2. **SUMMARY OF SIGNIFICANT ACCOUNTING POLICIES**

The interim financial statements of the company have been presented in accordance with International Accounting Standard No. 34. The following are the significant accounting policies used in the presentation of the attached interim financial statements which are followed consistently by the company:

a. *Accounting convention*

The interim financial statements have been prepared under the historical cost convention, except the measuring of fair value for certain financial instruments.

b. *Cash and cash equivalents*

Cash represents cash on hand and balances in current accounts with banks. Cash equivalents includes the entire highly liquid investments which are readily convertible into known amounts of cash and which are exposed to an insignificant risk of changes in values. Cash equivalents consist of investment deposits with bank maturing within three months from the date of financial statements which are not under lien.

c. *Held - to - maturity investment*

Held - to - maturity investment is financial asset with fixed payments and fixed maturity that the company has the positive intent and ability to hold to maturity. Such investment is measured at amortized cost. When a held to maturity investment is determined to be impaired, the amount of the loss is included in the statement of income.

d. *Investments at fair value through profit or loss*

- Investments at fair value through profit or loss represent investment in shares which are initially recognized at cost. As of the date of financial statements quoted shares are measured at fair value. Unrealized gain or loss which has resulted from revaluation is recognized in statement of income.
- Unlisted shares are measured at cost including acquisition expenses.

e. *Property and equipment*

Property and equipment are stated at cost less accumulated depreciation there of provided for up to the date of the financial statements. Depreciation is computed using the straight line method based on the estimated useful life of related assets. The useful life of the company's various categories of property and equipment are as follows:

Furniture, fixtures and office equipment	5 years
Computers and software	3 years

The cost of assets and respective accumulated depreciation of property and equipment at the time of retirement and disposal are eliminated from the respective accounts and any resulting gain or loss is taken currently to statement of income.

f. *Provision for leave*

Provision for leave is provided for based on basic monthly salary plus allowances, multiplied by the ratio of number of days vested leave to 30 regular days per month.

g. *Employees end of service benefits obligation*

Employees end of service benefits obligation is computed as per provision of U.A.E. labour law.

h. *Revenue recognition*

Revenue is measured at fair value of the consideration received or receivable in the normal course of business.

*Retakaful income and expenses*

Retakaful income is recognized when retakaful is entered into and retakaful expenses are recognized when the policies are issued.

*Dividend income*

Dividend income from investments is recognized when the shareholders' rights to receive payment have been established.

*Income from investment deposits*

Income from investment deposits is accounted on accrual basis.

i. *Foreign currency*

Monetary assets and liabilities denominated in foreign currency are converted into UAE Dirhams at rates of exchange ruling at the balance sheet date. Foreign currency transactions occurring during the year are converted into UAE Dirhams at actual rates of exchange prevailing at the time of these transactions. Gains or losses resulting from the variation in exchange rates are taken currently to statement of income.

j. *Impairment*

At each balance sheet date, the Company reviews the carrying amounts of its assets whether there is any indication that those assets have suffered an impairment loss. If any such indication exists, the recoverable amount of the asset is estimated in order to determine the extent of the impairment loss (if any). Where it is not possible to estimate the recoverable amount of an individual asset, the Company estimates the recoverable amount of the cash-generating unit to which the asset belongs. Where a reasonable and consistent basis of allocation can be identified, corporate assets are also allocated to individual cash-generating units, or otherwise they are allocated to the smallest group of cash-generating units for which a reasonable and consistent allocation basis can be identified.

Recoverable amount is the higher of fair value less costs to sell and value in use.

If the recoverable amount of an asset (or cash-generating unit) is estimated to be less than its carrying amount, the carrying amount of the asset (cash-generating unit) is reduced to its recoverable amount. An impairment loss is recognised immediately in profit or loss, unless the relevant asset is carried at a revalued amount, in which case the impairment loss is treated as a revaluation decrease.

Where an impairment loss subsequently reverses, the carrying amount of the asset (cash-generating unit) is increased to the revised estimate of its recoverable amount, but so that the increased carrying amount does not exceed the carrying amount that would have been determined had no impairment loss been recognised for the asset (cash-generating unit) in prior years. A reversal of an impairment loss is recognised immediately in profit or loss, unless the relevant asset is carried at a revalued amount, in which case the reversal of the impairment loss is treated as a revaluation increase.

3. **CASH AND CASH EQUIVALENTS**

This item consists of the following:

	<u>31 March 2009</u> <u>(Unaudited)</u>	<u>31 December 2008</u> <u>(Audited)</u>
Cash on hand	44,000	55,000
Cash at banks - current accounts	5,064,977	4,905,489
Investment deposits maturity date less than three month	33,000,000	35,000,000
<b>Total - Exhibit A &amp; D</b>	<u><u>38,108,977</u></u>	<u><u>39,960,489</u></u>

4. **INVESTMENT DEPOSIT**

Investment deposit amounting to AED 6,000,000 (Exhibit A) as of 31 March 2009 represents the amount which cannot be utilised without the consent of the UAE Ministry of Economy in accordance with the requirements of the Federal Law number 9 of 1984 (as amended), covering insurance companies and agents.

5. **HELD TO MATURITY INVESTMENTS**

- a) Held to maturity securities represent investment in Ijara Sukuk, with a local diversified company, which has a fixed lifespan maturing on 14 December 2009.
- b) Return on held to maturity investment is calculated on amortized cost basis.

6. **INVESTMENTS AT FAIR VALUE THROUGH PROFIT OR LOSS**

- a) This item represents the fair value of investment in shares which consists of the following:

	<u>31 March 2009</u> <u>(Unaudited)</u>	<u>31 December 2008</u> <u>(Audited)</u>
Listed shares	660,000	1,530,000
Unlisted shares	----	5,013,676
<b>Total - Exhibit A</b>	<u><u>660,000</u></u>	<u><u>6,543,676</u></u>

- b) Changes in portfolio for the current period as follows:

	<u>For the period</u> <u>from 1 January 2009</u> <u>to 31 March 2009</u> <u>(Unaudited)</u>	<u>For the period</u> <u>from 11 March 2008</u> <u>to 31 December 2008</u> <u>(Audited)</u>
Fair value at beginning of the period	6,543,676	----
Additions during the period	----	142,179,192
Disposals during the period	( 5,523,643 )	( 132,797,246 )
Unrealized (loss) on revaluation - Exhibit B	( 360,033 )	( 2,838,270 )
<b>Fair value at end of the period</b>	<u><u>660,000</u></u>	<u><u>6,543,676</u></u>

- c) Investment in listed shares amounting to AED 660,000 (fair value) as of 31 March 2009 is registered in the name of an investment company on favour of the company.

7. **PREPAYMENTS AND OTHER RECEIVABLES**

This item consists of the following:

	<u>31 March 2009</u> <u>(Unaudited)</u>	<u>31 December 2008</u> <u>(Audited)</u>
Prepaid expenses	832,792	757,838
Margin on letters of guarantee	45,000	39,000
Refundable deposits	114,393	114,393
Accrued income from investment deposits	581,917	520,493
Advance payments to suppliers	68,721	1,096,082
Staff receivable	201,800	14,000
Other receivables	5,629,392	720,506
<b>Total - Exhibit A</b>	<u><u>7,474,015</u></u>	<u><u>3,262,312</u></u>

8. **PROPERTY AND EQUIPMENT**

The details of cost, accumulated depreciation and the respective carrying amounts of various categories of property and equipment are as follows:

<u>COST</u>	<u>Furniture, fixtures and office equipment</u>	<u>Computers and software</u>	<u>Total</u>
At 1 January 2009 - (Audited)	2,293,509	184,757	2,478,266
Additions during the period	<u>12,360</u>	<u>1,599,594</u>	<u>1,611,954</u>
<b>At 31 March 2009 - (Unaudited)</b>	<u><u>2,305,869</u></u>	<u><u>1,784,351</u></u>	<u><u>4,090,220</u></u>
 <u>ACCUMULATED DEPRECIATION</u>			
At 1 January 2009 - (Audited)	( 115,884 )	( 12,055 )	( 127,939 )
Charge for the period	<u>( 115,294 )</u>	<u>( 148,681 )</u>	<u>( 263,975 )</u>
<b>At 31 March 2009 - (Unaudited)</b>	<u><u>( 231,178 )</u></u>	<u><u>( 160,736 )</u></u>	<u><u>( 391,914 )</u></u>
 <u>NET BOOK VALUE</u>			
At 31 December 2008 (Audited) - Exhibit A	<u>2,177,625</u>	<u>172,702</u>	<u>2,350,327</u>
<b>At 31 March 2009 (Unaudited) - Exhibit A</b>	<u><u>2,074,691</u></u>	<u><u>1,623,615</u></u>	<u><u>3,698,306</u></u>

9. **POLICYHOLDERS' LIABILITIES**

This item consists of the following:

	<u>31 March 2009</u> <u>(Unaudited)</u>	<u>31 December 2008</u> <u>(Audited)</u>
Unearned contributions provision	65,243	----
Reinsurance premium provision	64,054	----
<b>Total - Exhibit A</b>	<u>129,297</u>	<u>----</u>

10. **ACCRUED EXPENSES AND OTHER PAYABLES**

This item consists of the following:

	<u>31 March 2009</u> <u>(Unaudited)</u>	<u>31 December 2008</u> <u>(Audited)</u>
Accrued expenses	----	27,720
Provision for leave salaries	263,925	142,954
Provision for air tickets	45,667	17,420
<b>Total - Exhibit A</b>	<u>309,592</u>	<u>188,094</u>

11. **END OF SERVICE BENEFITS OBLIGATION**

Details of movement in this account during the period are as follows:

	<u>31 March 2009</u> <u>(Unaudited)</u>	<u>31 December 2008</u> <u>(Audited)</u>
Balance at beginning of the period	73,519	----
Current service cost	56,886	73,519
<b>Balance at end of the period - Exhibit A</b>	<u>130,405</u>	<u>73,519</u>

12. **CAPITAL**

The authorized, issued and paid up capital of the company as per Article of Association is AED 150,000,000 (Exhibit A) divided into 150,000,000 shares of AED 1 par value per share.

13. **LEGAL RESERVE**

In accordance with the Article of Association Company and UAE Commercial Law, an amount equal to 10% of the annual profit should be transferred to legal reserve account till such reserve equal 50% of the company's paid up capital. This reserve is not available for distribution.

14. **TAKAFUL CONTRIBUTIONS REVENUE**

This item consists of the following:

	<u>For the period</u> <u>from 1 January 2009</u> <u>to 31 March 2009</u> <u>(Unaudited)</u>	<u>For the period</u> <u>from 11 March 2008</u> <u>to 31 March 2008</u> <u>(Audited)</u>
Gross takaful contributions revenue	261,808	----
Change in unearned contributions provision	( 65,243 )	----
<b>Net - Exhibit B</b>	<u>196,565</u>	<u>----</u>

15. **WAKALA FEES**

The shareholders manage the takaful operations for the policyholders and charged the following percentage of gross takaful contributions as wakala fees.

Marine cargo	25%
Medical and motor	10%

16. **PRE - OPERATING EXPENSES**

This item consists of the following:

	<u>For the period</u> <u>from 1 January 2009</u> <u>to 31 March 2009</u> <u>(Unaudited)</u>	<u>For the period</u> <u>from 11 March 2008</u> <u>to 31 March 2008</u> <u>(Audited)</u>
Subscription expenses	----	2,717,600
Advertisement	----	1,403,044
Legal and professional fees	----	466,000
Printing and stationery	----	170,000
<b>Total - Exhibit B</b>	<u>----</u>	<u>4,756,644</u>

17. **BASIC EARNINGS PER SHARE**

Basic earnings per share is calculated by dividing the profit for the period by the weighted average number of shares outstanding during the period as follows:

	<u>For the period</u> <u>from 1 January 2009</u> <u>to 31 March 2009</u> <u>(Unaudited)</u>	<u>For the period</u> <u>from 11 March 2008</u> <u>to 31 March 2008</u> <u>(Audited)</u>
Profit for the period	<u>3,593,276</u>	<u>978,376</u>
Weighted average number of shares outstanding during the period	<u>150,000,000</u>	<u>150,000,000</u>
<b>Basic earnings per share - Exhibit B</b>	<u>0.02</u>	<u>0.01</u>



## 18. FINANCIAL INSTRUMENTS

In accordance to International Financial Reporting Standards "Financial Instrument" is defined as any contract that gives rise to both a financial asset of one enterprise and a financial liability or equity instrument of another enterprise.

Financial instruments consist of financial assets and financial liabilities. Financial assets of the company include cash and cash equivalents, investment deposit, investments and other receivables. Financial liabilities of the company include accounts payable, accrued expenses and other payables. The company does not use derivative instruments.

Accounting policies for financial assets and liabilities are set out in Note 2.

The risks involved with financial instruments, and the company's approach to managing such risks are mentioned below:

a) *Fair value of financial instruments*

Fair value of a financial instrument represents the amount at which an asset could be exchanged, or a liability settled between knowledgeable, willing parties in an arm's length transaction. The fair value of the company's financial instruments that are classified within current assets and current liabilities approximate their book value, because of their nature as a short maturity and no material differences are expected either upon receipt or settlement.

Fair value of investments at fair value through profit or loss is disclosed in Note 6.

b) *Credit risk*

Credit risk is the risk that one party to a financial instrument will fail to discharge an obligation and cause the other party to incur a financial loss. The financial instruments that subject the company to credit risk consist mainly of cash at banks.

The company deposits its liquid funds at local banks chosen by management.

c) *Market risk*

Market risk is the risk that the value of a financial instrument will fluctuate as a result of changes in market prices, whether those changes are caused by factors specific to the individual security, or its issuer or factors affecting all securities traded in the market. The company is exposed to market risk with respect to its investments in marketable securities. The company limits markets risks by maintaining a diversified portfolio and by continuous monitoring of developments in the market. In addition, the company actively monitors the key factors that affect stock and the market movements, including analysis of the operational and financial performance of investees.

d) *Foreign currency risk*

Foreign currency risk is the risk that the value of a financial instrument will fluctuate due to changes in foreign exchange rates.

The UAE Dirham is effectively pegged to the US Dollar, thus foreign currency risk occurs only in respect of other currencies. The deposits of the company with Islamic financial institutions and the other investments are mainly denominated in UAE Dirham or currencies linked there to.

e) *Liquidity risk*

Liquidity risk is the risk that the company will encounter difficulties in raising funds to meet commitments associated with financial and takaful liabilities. Liquidity requirements are monitored on a regular basis and management ensures that sufficient funds are available to meet all liabilities as they arise.

19. **CONTINGENT LIABILITIES**

This item consists of the following:

	<u>31 March 2009</u> <u>(Unaudited)</u>	<u>31 December 2008</u> <u>(Audited)</u>
Letters of guarantee	6,045,000	6,039,000

20. **COMPARATIVE FIGURES**

- Certain comparative figures have been reclassified to comply with the interim financial statements presentation for the current period.
- The interim financial statements are for the period of three months, compared to the period of twenty one days, therefore comparability cannot be accurate.

21. **GENERAL**

The figures in the interim financial statements are rounded to the nearest Dirham of United Arab Emirates.